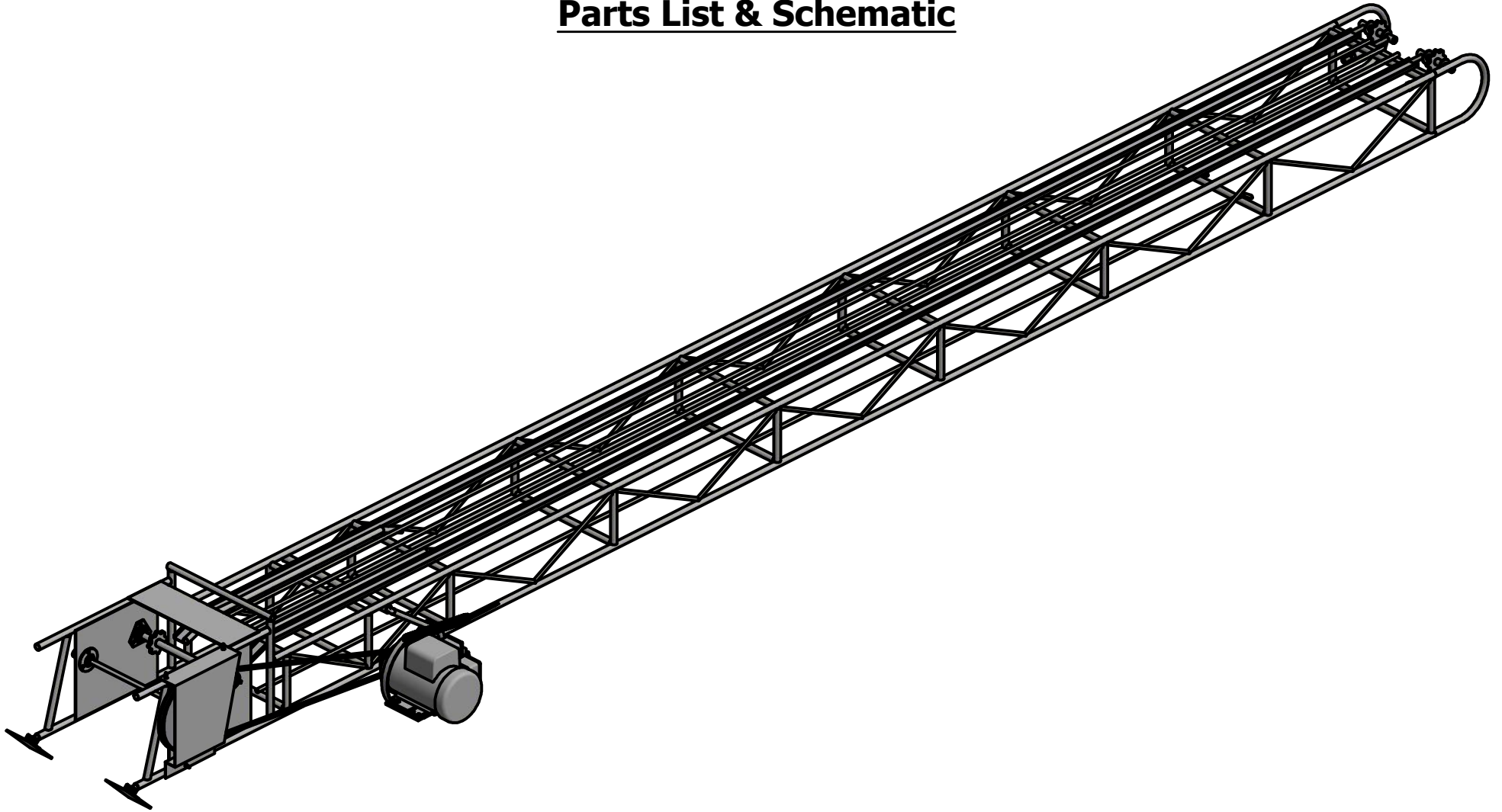


E-ZLIFT Chain & Flight Secondary Drive Shaft Conveyor C&F-050SS

Parts List & Schematic



Multilift, Inc.

Denver, CO USA

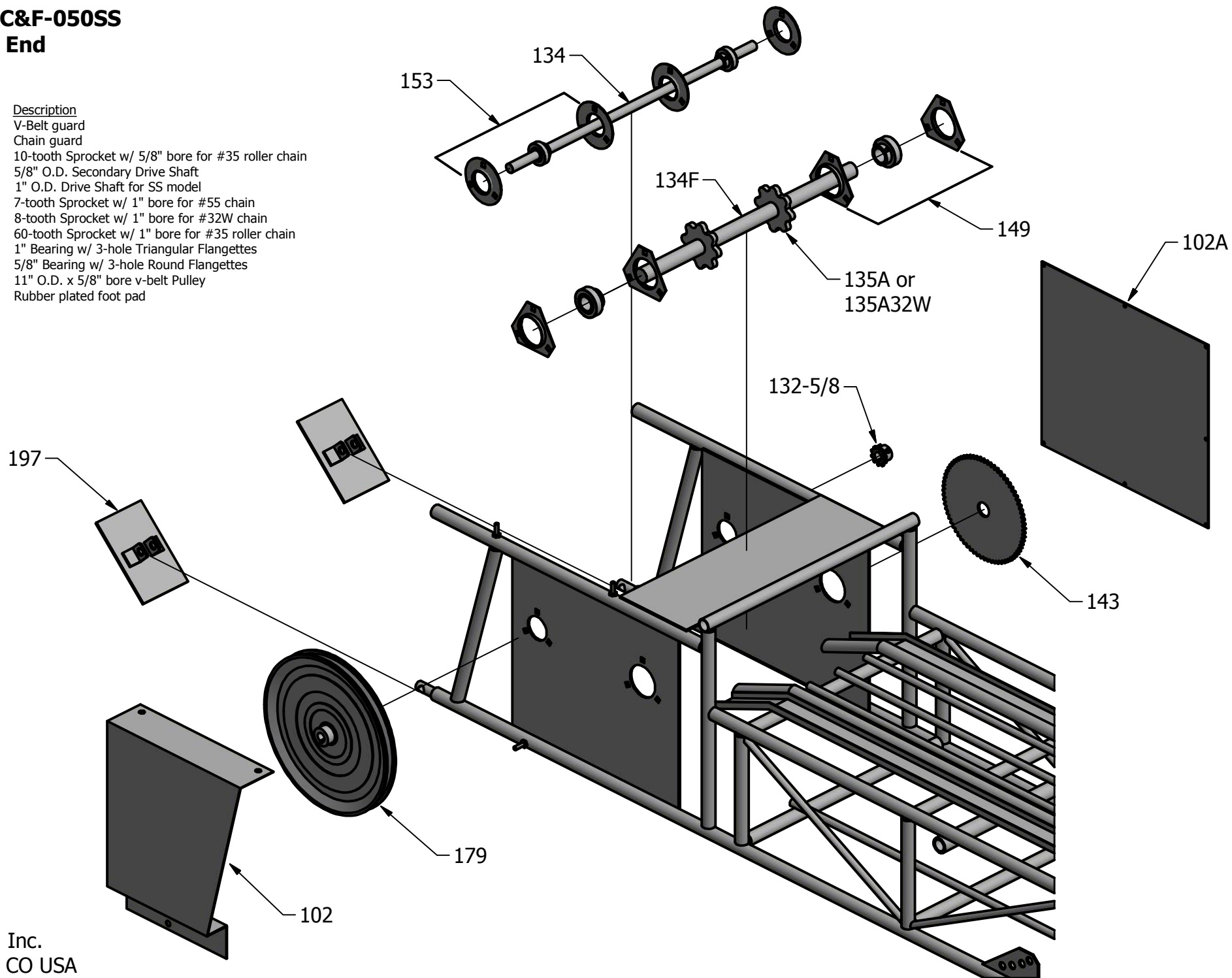
www.ezliftconveyors.com

North American Toll Free: 1-800-821-9966

Denver Local: 303-733-5533

Model C&F-050SS Driven End

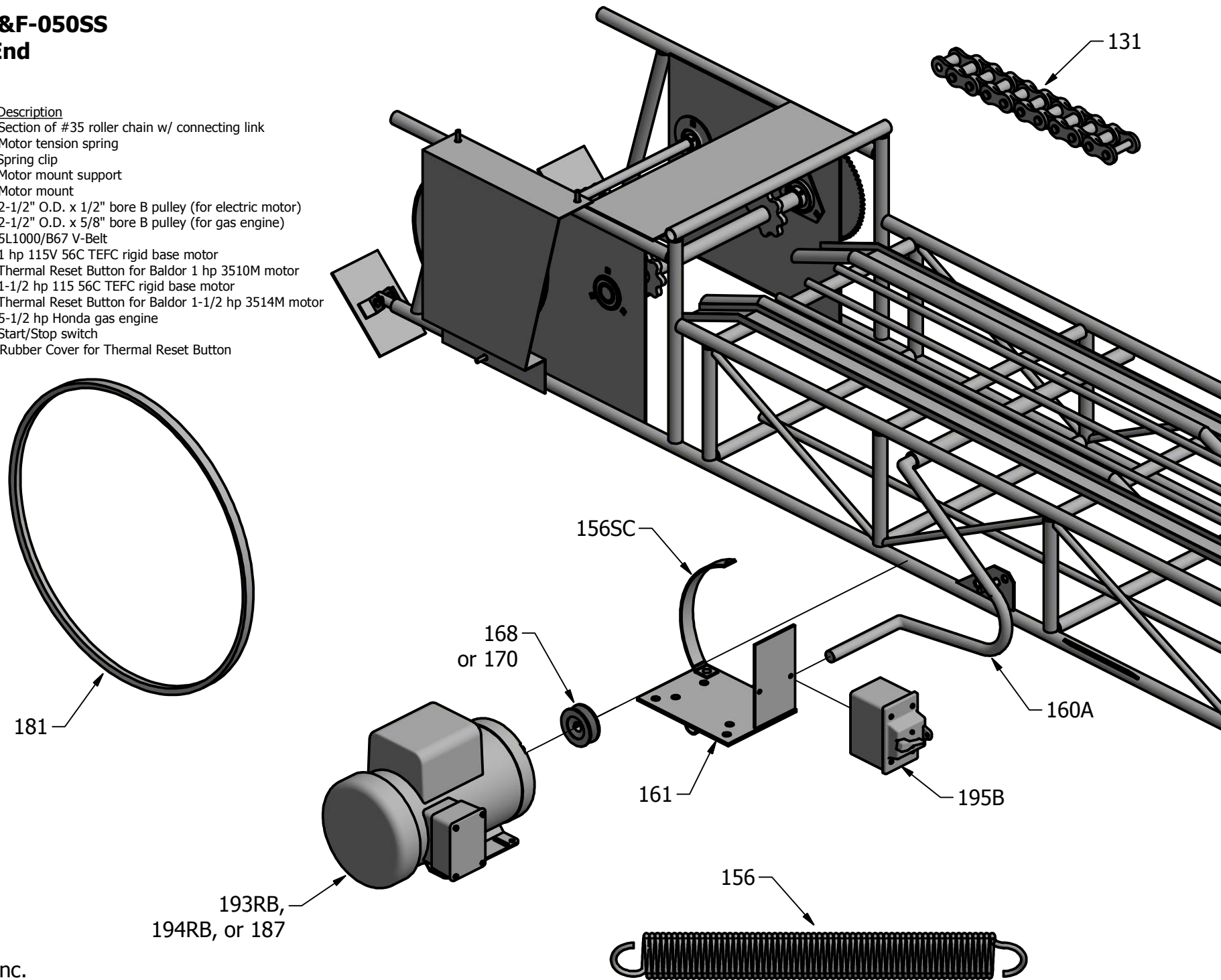
Part#	Description
102	V-Belt guard
102A	Chain guard
132-5/8	10-tooth Sprocket w/ 5/8" bore for #35 roller chain
134	5/8" O.D. Secondary Drive Shaft
134F	1" O.D. Drive Shaft for SS model
135A	7-tooth Sprocket w/ 1" bore for #55 chain
135A32W	8-tooth Sprocket w/ 1" bore for #32W chain
143	60-tooth Sprocket w/ 1" bore for #35 roller chain
149	1" Bearing w/ 3-hole Triangular Flangettes
153	5/8" Bearing w/ 3-hole Round Flangettes
179	11" O.D. x 5/8" bore v-belt Pulley
197	Rubber plated foot pad



Model C&F-050SS

Driven End

Part#	Description
131	Section of #35 roller chain w/ connecting link
156	Motor tension spring
156SC	Spring clip
160A	Motor mount support
161	Motor mount
168	2-1/2" O.D. x 1/2" bore B pulley (for electric motor)
170	2-1/2" O.D. x 5/8" bore B pulley (for gas engine)
181	5L1000/B67 V-Belt
193RB	1 hp 115V 56C TEFC rigid base motor
193TR	Thermal Reset Button for Baldor 1 hp 3510M motor
194RB	1-1/2 hp 115 56C TEFC rigid base motor
194TR	Thermal Reset Button for Baldor 1-1/2 hp 3514M motor
187	5-1/2 hp Honda gas engine
195B	Start/Stop switch
Rubber cover	Rubber Cover for Thermal Reset Button



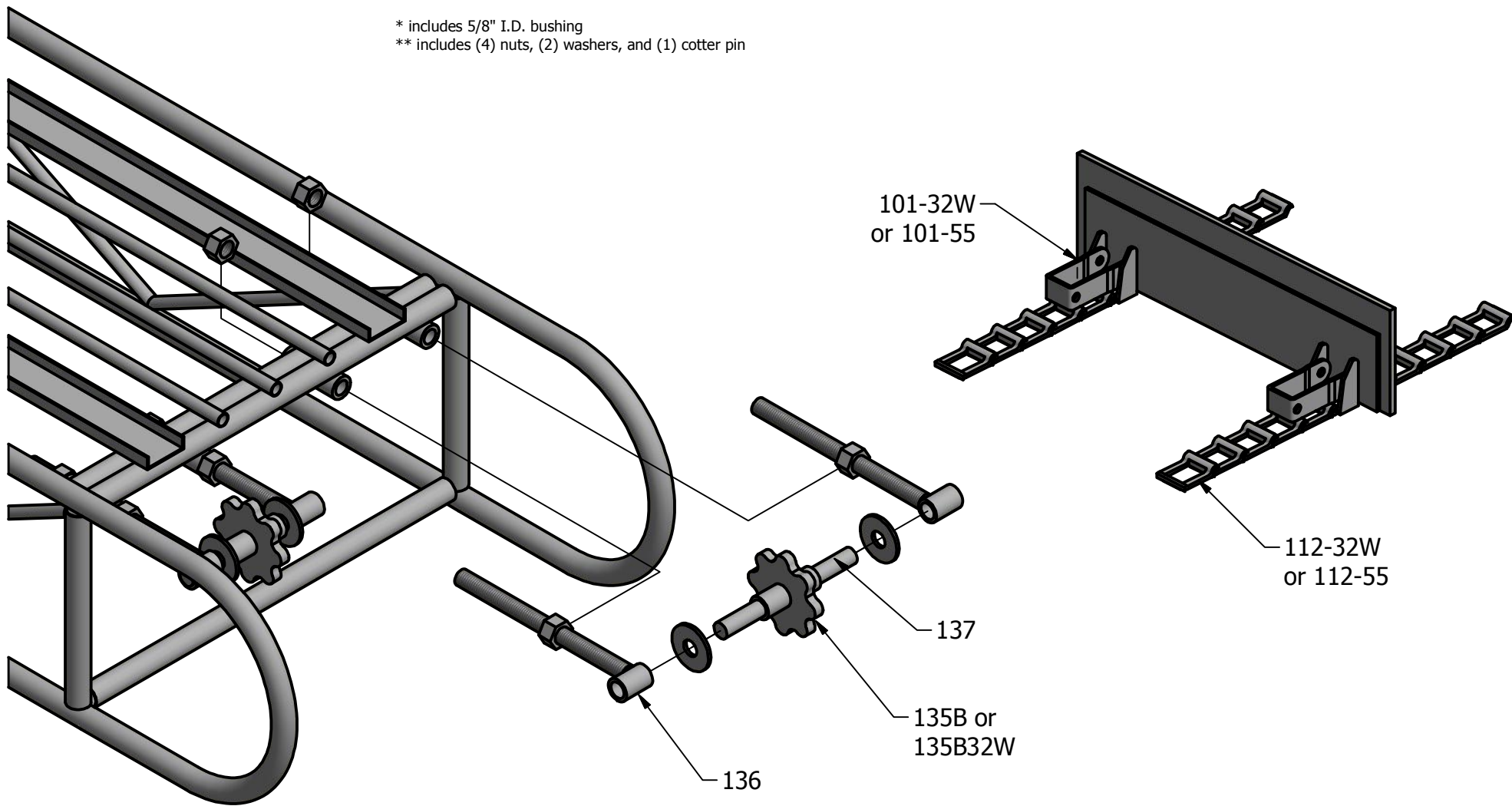
Model C&F-050SS

Idle End and Flight Assembly

Part#	Description
101-32W	Flight assembly for #32W chain
101-55	Flight assembly for #55 chain
112-32W	#32W chain / ft.
112-55	#55 chain / ft.
135B	7-tooth Sprocket w/ 7/8" bore for #55 chain*
135B32W	8-tooth Sprocket w/ 7/8" bore for #32W chain*
136	(2) All-thread adjustment rods**
137	5/8" Shaft for idler sprocket

Complete Chain with Flights Assemblies	
Part#	Description
117-32W	16' conveyor w/ #32W chain
117-55	16' conveyor w/ #55 chain
118-32W	21' conveyor w/ #32W chain
118-55	21' conveyor w/ #55 chain
120-32W	26' conveyor w/ #32W chain
120-55	26' conveyor w/ #55 chain
121-55	31' conveyor w/ #55 chain

* includes 5/8" I.D. bushing
 ** includes (4) nuts, (2) washers, and (1) cotter pin



E-ZLIFT Chain & Flight Secondary Drive Shaft Conveyor C&F-050SS

Full Parts List

<u>Part#</u>	<u>Description</u>	<u>Part#</u>	<u>Description</u>
102	V-Belt guard	131	Section of #35 roller chain w/ connecting link
102A	Chain guard	156	Motor tension spring
132	10-tooth Sprocket w/ 5/8" bore for #35 roller chain	156SC	Spring clip
134	5/8" O.D. Secondary Drive Shaft	160A	Motor mount support
134SS	1" O.D. Drive Shaft for SDS model	161	Motor mount
135A	7-tooth Sprocket w/ 1" bore for #55 chain	168	2-1/2" O.D. x 1/2" bore B pulley (for electric motor)
135A32W	8-tooth Sprocket w/ 1" bore for #32W chain	170	2-1/2" O.D. x 5/8" bore B pulley (for gas engine)
143	60-tooth Sprocket w/ 1" bore for #35 roller chain	181	5L1000/B67 V-Belt
149	1" Bearing w/ 3-hole Triangular Flangettes	193RB	1 hp 115V 56C TEFC rigid base motor
153	5/8" Bearing w/ 3-hole Round Flangettes	193TR	Thermal Reset Button for Baldor 1 hp 3510M motor
179	11" O.D. x 5/8" bore v-belt Pulley	194RB	1-1/2 hp 115 56C TEFC rigid base motor
197	Rubber plated foot pad	194TR	Thermal Reset Button for Baldor 1-1/2 hp 3514M motor
		187	5-1/2 hp Honda gas engine
		195B	Start/Stop switch
		Rubber cover	Rubber Cover for Thermal Reset Button

<u>Part#</u>	<u>Description</u>
101-32W	Flight assembly for #32W chain
101-55	Flight assembly for #55 chain
112-32W	#32W chain / ft.
112-55	#55 chain / ft.
135B	7-tooth Sprocket w/ 7/8" bore for #55 chain*
135B32W	8-tooth Sprocket w/ 7/8" bore for #32W chain*
136	(2) All-thread adjustment rods**
137	5/8" Shaft for idler sprocket

* includes 5/8" I.D. bushing
 ** includes (4) nuts, (2) washers, and (1) cotter pin

Complete Chain with Flights Assemblies

<u>Part#</u>	<u>Description</u>
117-32W	16' conveyor w/ #32W chain
117-55	16' conveyor w/ #55 chain
118-32W	21' conveyor w/ #32W chain
118-55	21' conveyor w/ #55 chain
120-32W	26' conveyor w/ #32W chain
120-55	26' conveyor w/ #55 chain
121-55	31' conveyor w/ #55 chain

Chain Dimensions

Chain #	Pitch	Width
32W	1.157"	1-1/16"
55	1.630"	1-9/32"

