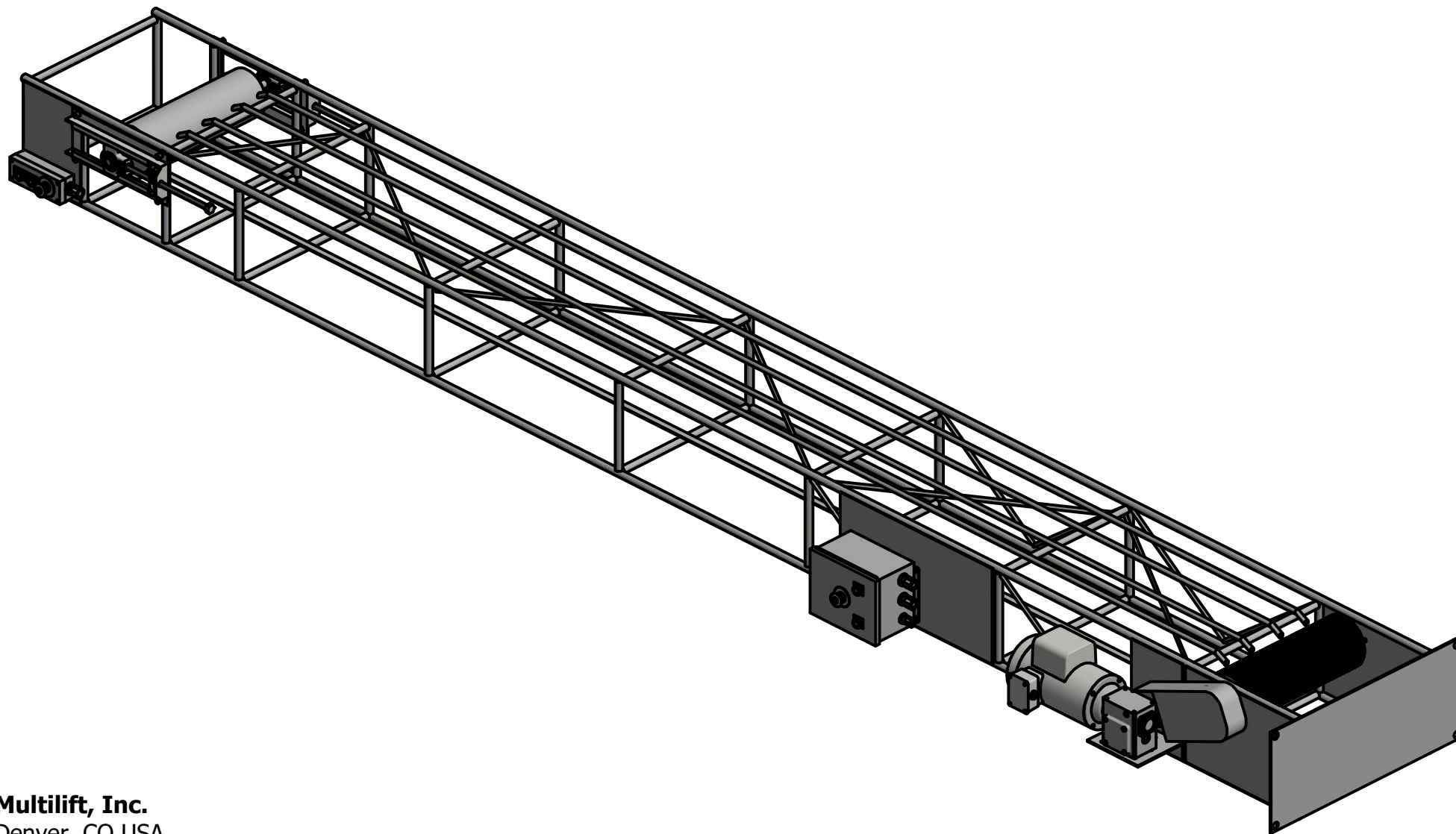


E-ZLIFT Floor to Floor Vertical Tire Conveyor F2F-VTC

Parts List & Schematic



Multilift, Inc.

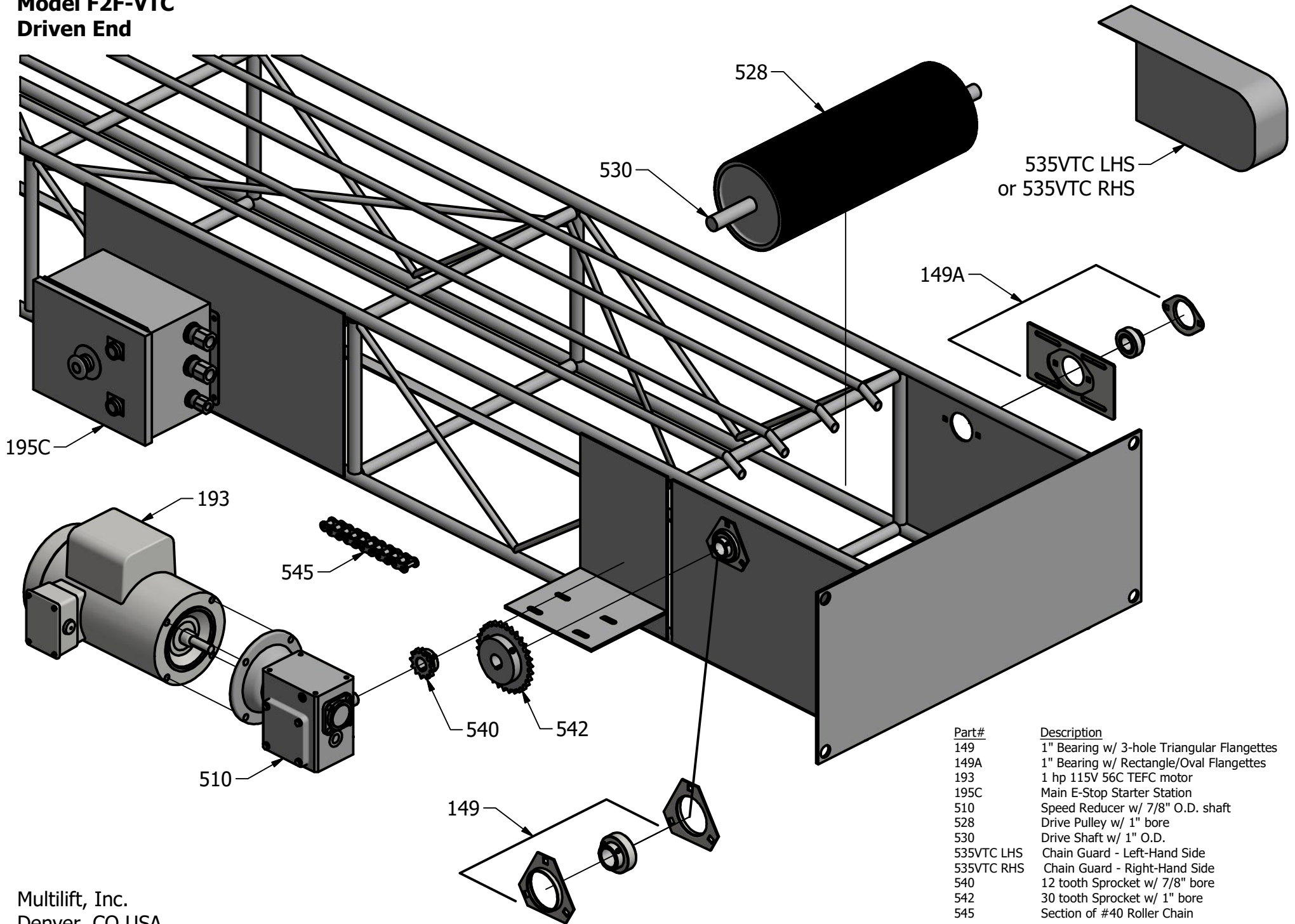
Denver, CO USA

www.ezliftconveyors.com

North American Toll Free: 1-800-821-9966

Denver Local: 303-733-5533

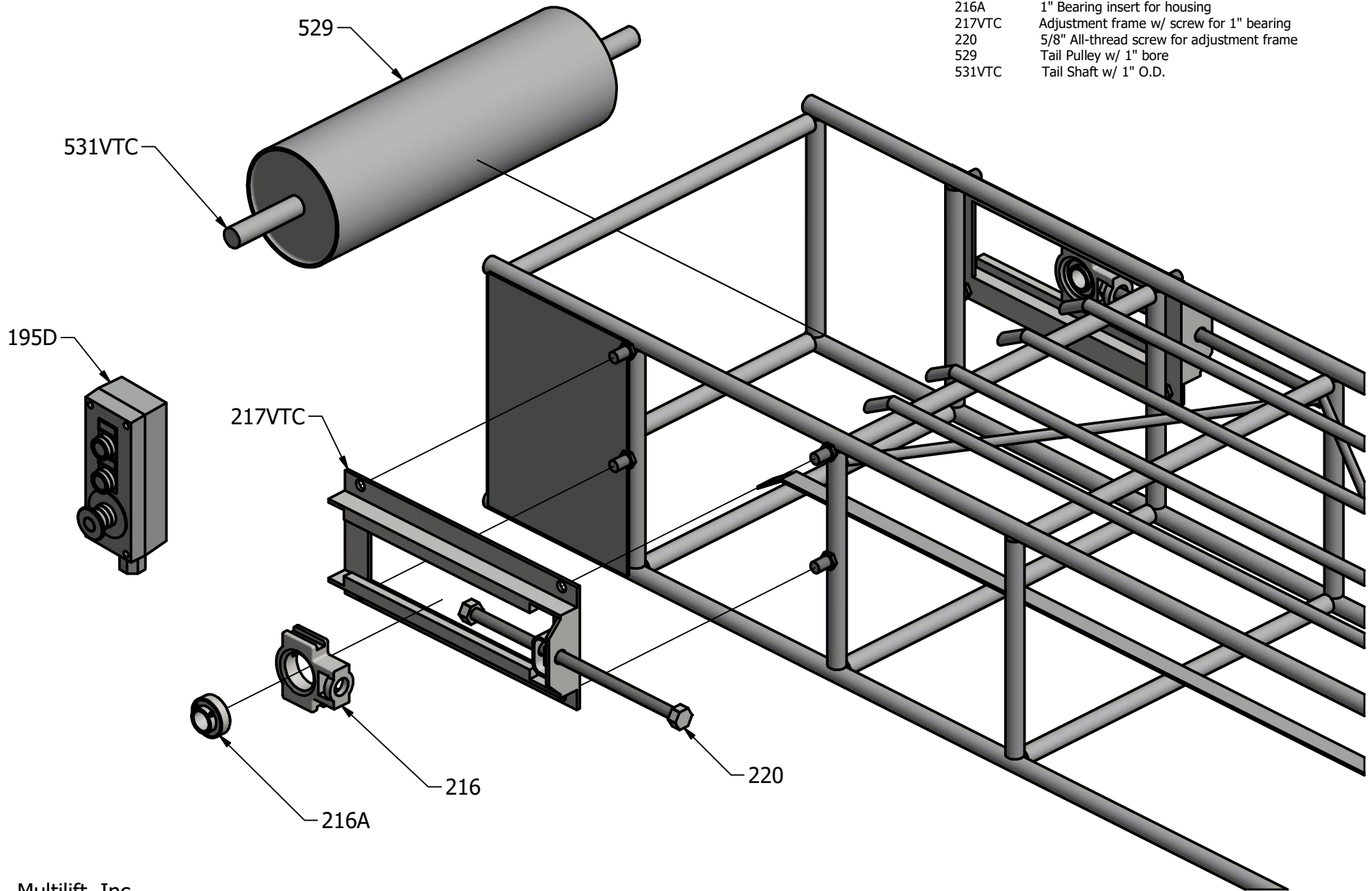
**Model F2F-VTC
Driven End**



Part#	Description
149	1" Bearing w/ 3-hole Triangular Flangettes
149A	1" Bearing w/ Rectangle/Oval Flangettes
193	1 hp 115V 56C TEFC motor
195C	Main E-Stop Starter Station
510	Speed Reducer w/ 7/8" O.D. shaft
528	Drive Pulley w/ 1" bore
530	Drive Shaft w/ 1" O.D.
535VTC LHS	Chain Guard - Left-Hand Side
535VTC RHS	Chain Guard - Right-Hand Side
540	12 tooth Sprocket w/ 7/8" bore
542	30 tooth Sprocket w/ 1" bore
545	Section of #40 Roller Chain

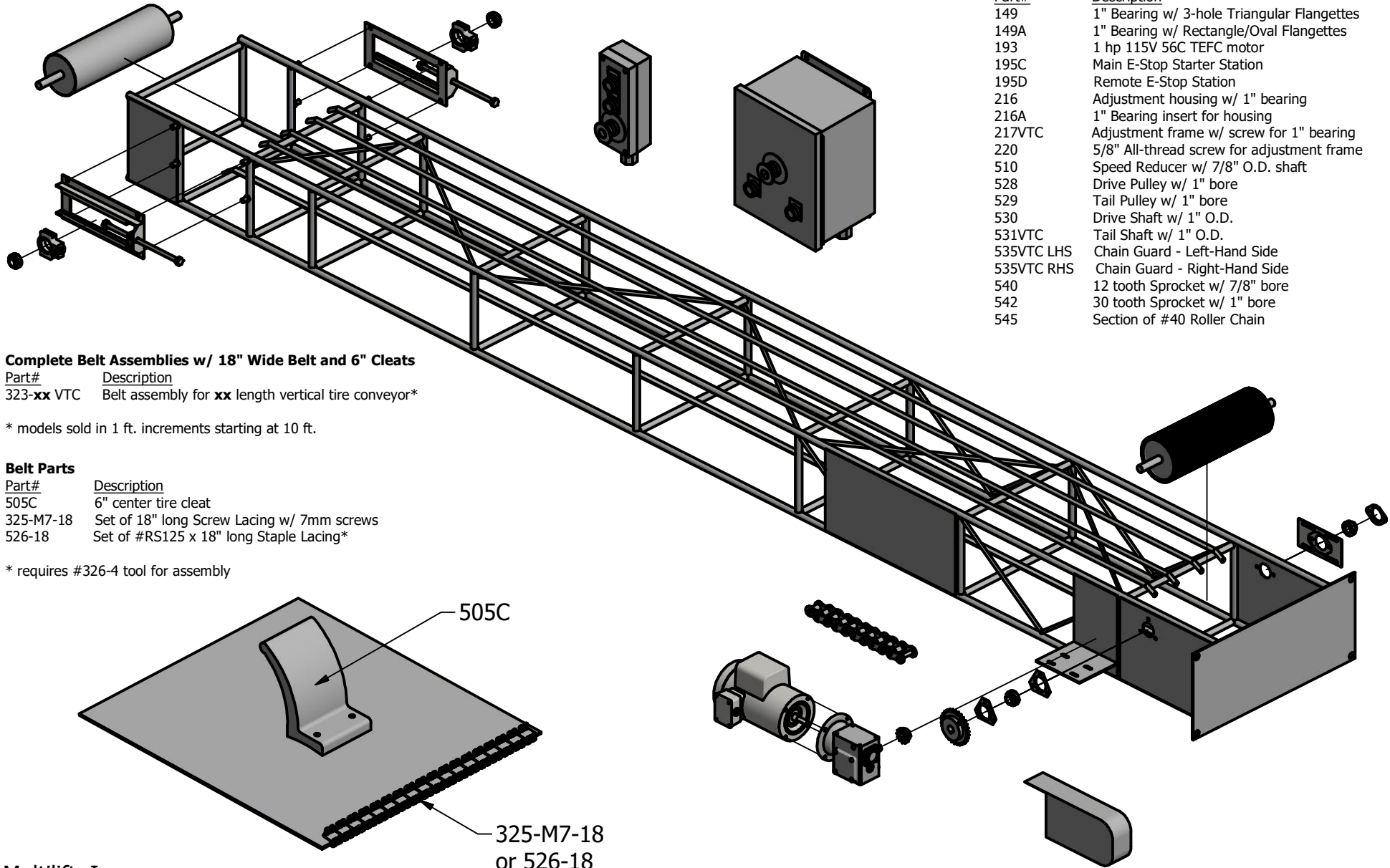
**Model F2F-VTC
Idle End**

Part#	Description
195D	Remote E-Stop Station
216	Adjustment housing w/ 1" bearing
216A	1" Bearing insert for housing
217VTC	Adjustment frame w/ screw for 1" bearing
220	5/8" All-thread screw for adjustment frame
529	Tail Pulley w/ 1" bore
531VTC	Tail Shaft w/ 1" O.D.



E-ZLIFT Floor to Floor Vertical Tire Conveyor F2F-VTC

Full Parts List Including Belting and Lacing



Part#	Description
149	1" Bearing w/ 3-hole Triangular Flangettes
149A	1" Bearing w/ Rectangle/Oval Flangettes
193	1 hp 115V 56C TEFC motor
195C	Main E-Stop Starter Station
195D	Remote E-Stop Station
216	Adjustment housing w/ 1" bearing
216A	1" Bearing insert for housing
217VTC	Adjustment frame w/ screw for 1" bearing
220	5/8" All-thread screw for adjustment frame
510	Speed Reducer w/ 7/8" O.D. shaft
528	Drive Pulley w/ 1" bore
529	Tail Pulley w/ 1" bore
530	Drive Shaft w/ 1" O.D.
531VTC	Tail Shaft w/ 1" O.D.
535VTC LHS	Chain Guard - Left-Hand Side
535VTC RHS	Chain Guard - Right-Hand Side
540	12 tooth Sprocket w/ 7/8" bore
542	30 tooth Sprocket w/ 1" bore
545	Section of #40 Roller Chain

Complete Belt Assemblies w/ 18" Wide Belt and 6" Cleats

Part#	Description
323-xx VTC	Belt assembly for xx length vertical tire conveyor*

* models sold in 1 ft. increments starting at 10 ft.

Belt Parts

Part#	Description
505C	6" center tire cleat
325-M7-18	Set of 18" long Screw Lacing w/ 7mm screws
526-18	Set of #RS125 x 18" long Staple Lacing*

* requires #326-4 tool for assembly