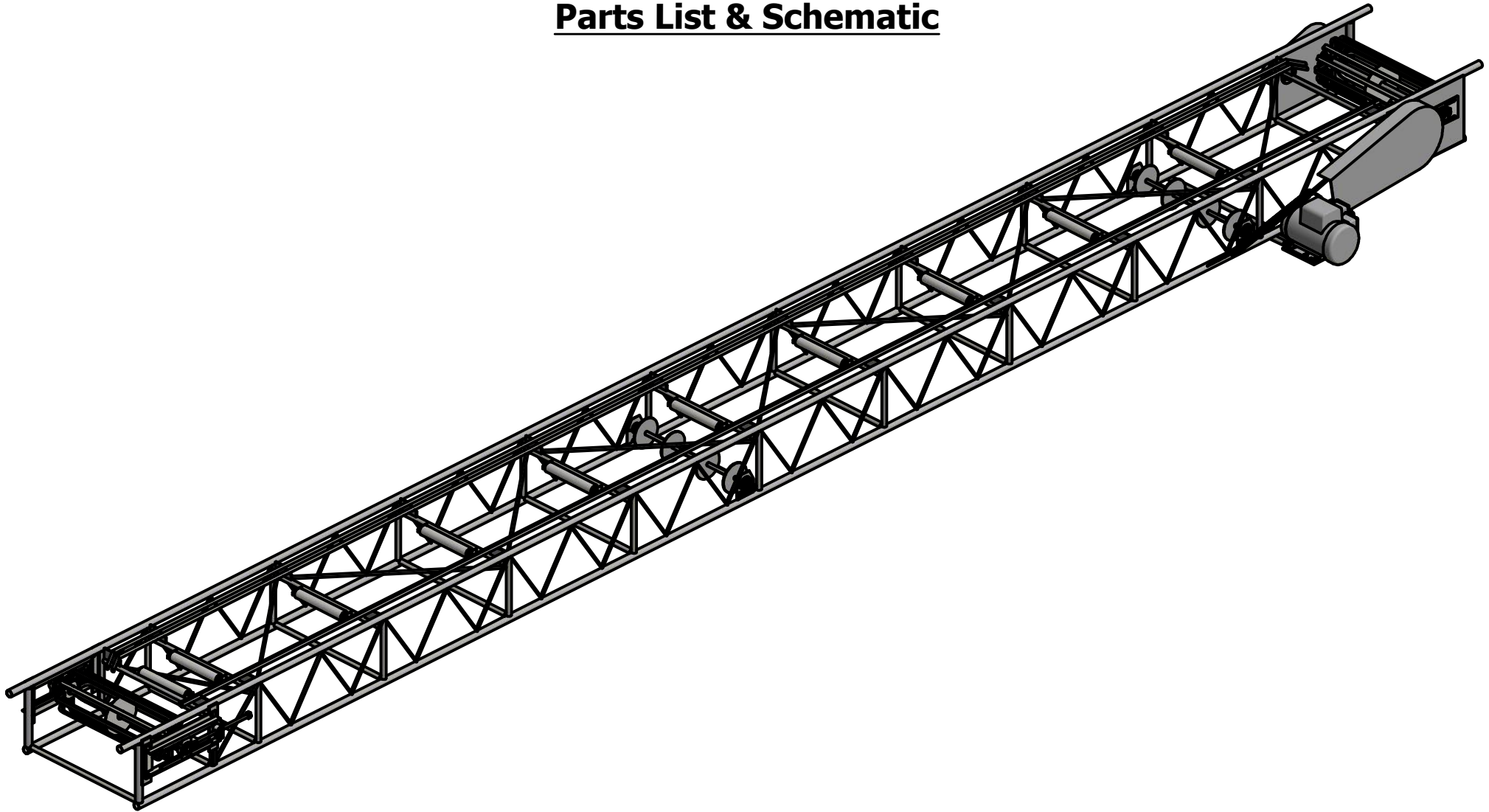


E-ZLIFT Top Side Mount Troughing Slider Conveyor TS-050-TSM

Parts List & Schematic



Multilift, Inc.

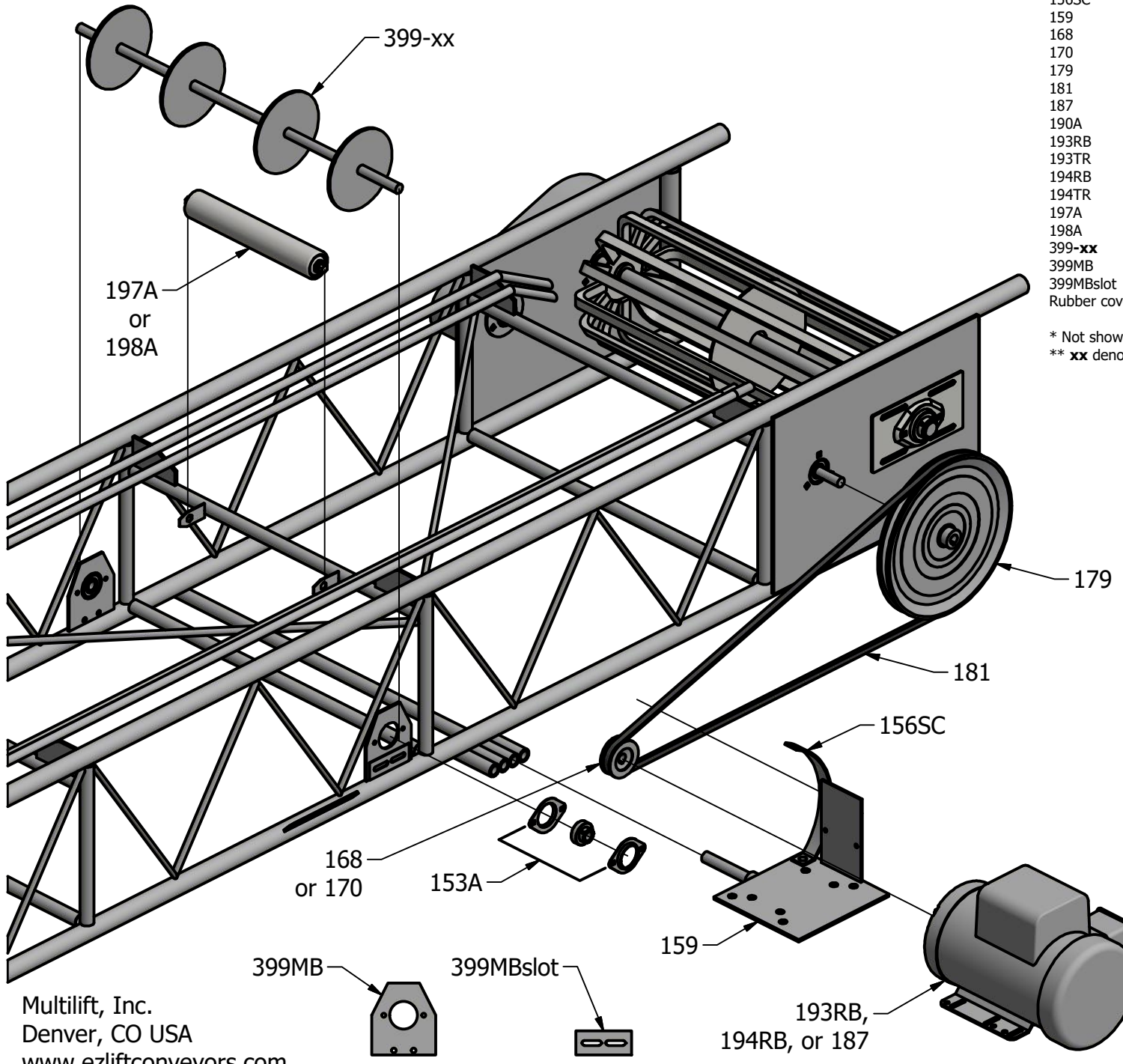
Denver, CO USA

www.ezliftconveyors.com

North American Toll Free: 1-800-821-9966

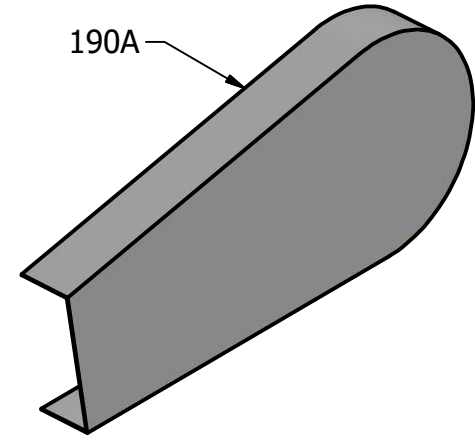
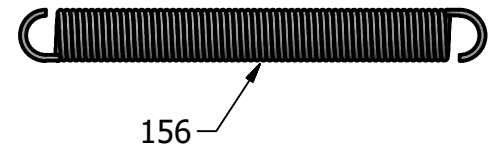
Denver Local: 303-733-5533

Model TS-050-TSM Driven End



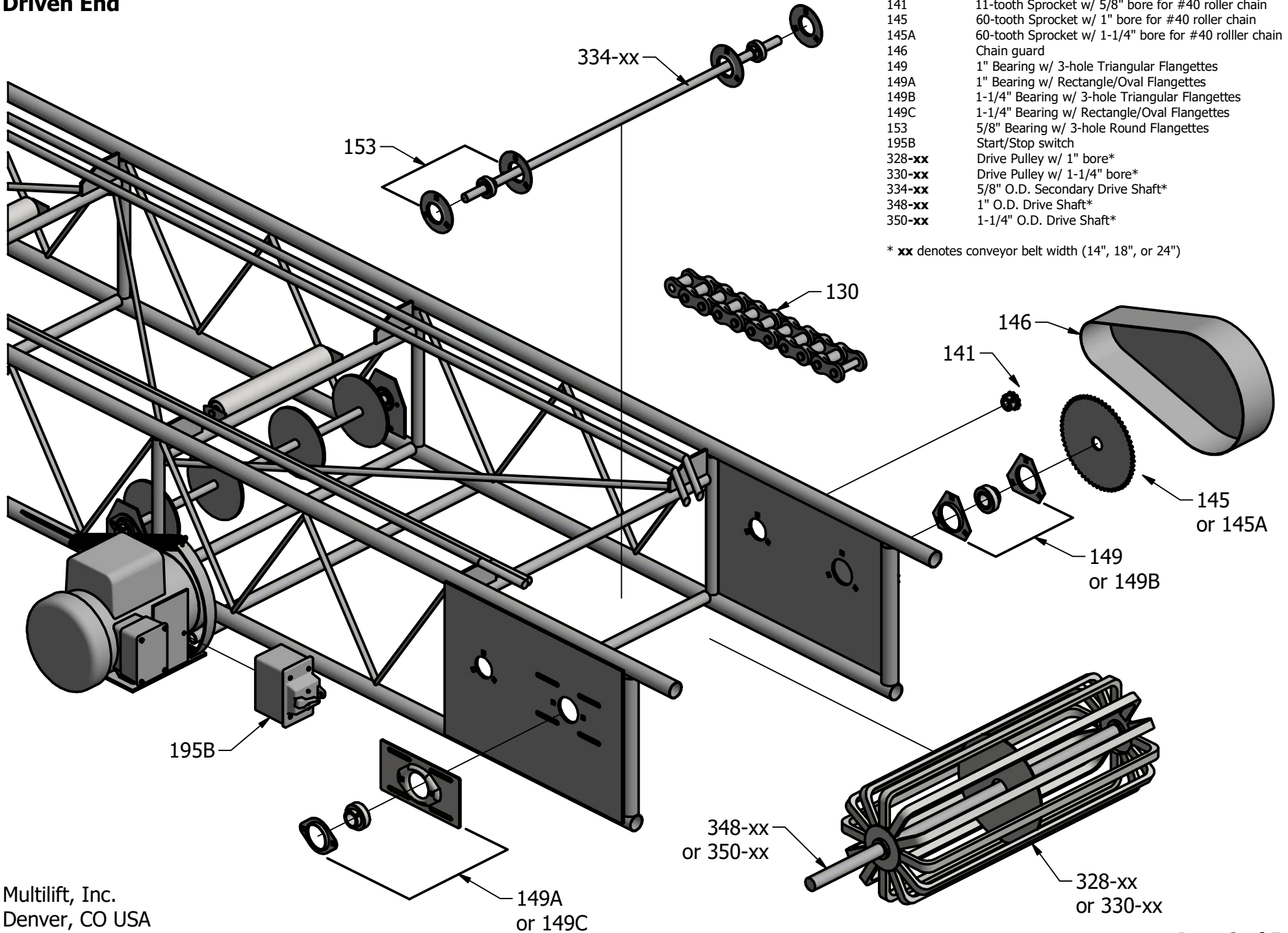
Part#	Description
153A	5/8" Bearing w/ 2-hole Oval Flangettes
156	Motor tension spring
156SC	Spring Clip
159	Motor Mount
168	2-1/2" O.D. x 1/2" bore B pulley (for electric motor)
170	2-1/2" O.D. x 5/8" bore B pulley (for gas engine)
179	11" O.D. x 5/8" bore v-belt Pulley
181	5L1000/B67 V-Belt
187	5-1/2 hp Honda gas engine
190A	V-Belt guard
193RB	1 hp 115V 56C TEFC rigid base motor
193TR	Thermal Reset Button for Baldor 1 hp 3510M motor*
194RB	1-1/2 hp 115V 56C TEFC rigid base motor
194TR	Thermal Reset Button for Baldor 1-1/2 hp 3514M motor*
197A	5" long steel idler top roller
198A	11" long steel idler top roller
399-xx	Return Wheels w/ 5/8" shaft**
399MB	Mounting bracket for return wheels
399MBslot	Return wheel/roller weld-on bracket
Rubber cover	Rubber Cover for Thermal Reset*

* Not shown
 ** xx denotes conveyor belt width (14", 18", or 24")



Multilift, Inc.
 Denver, CO USA
 www.ezliftconveyors.com

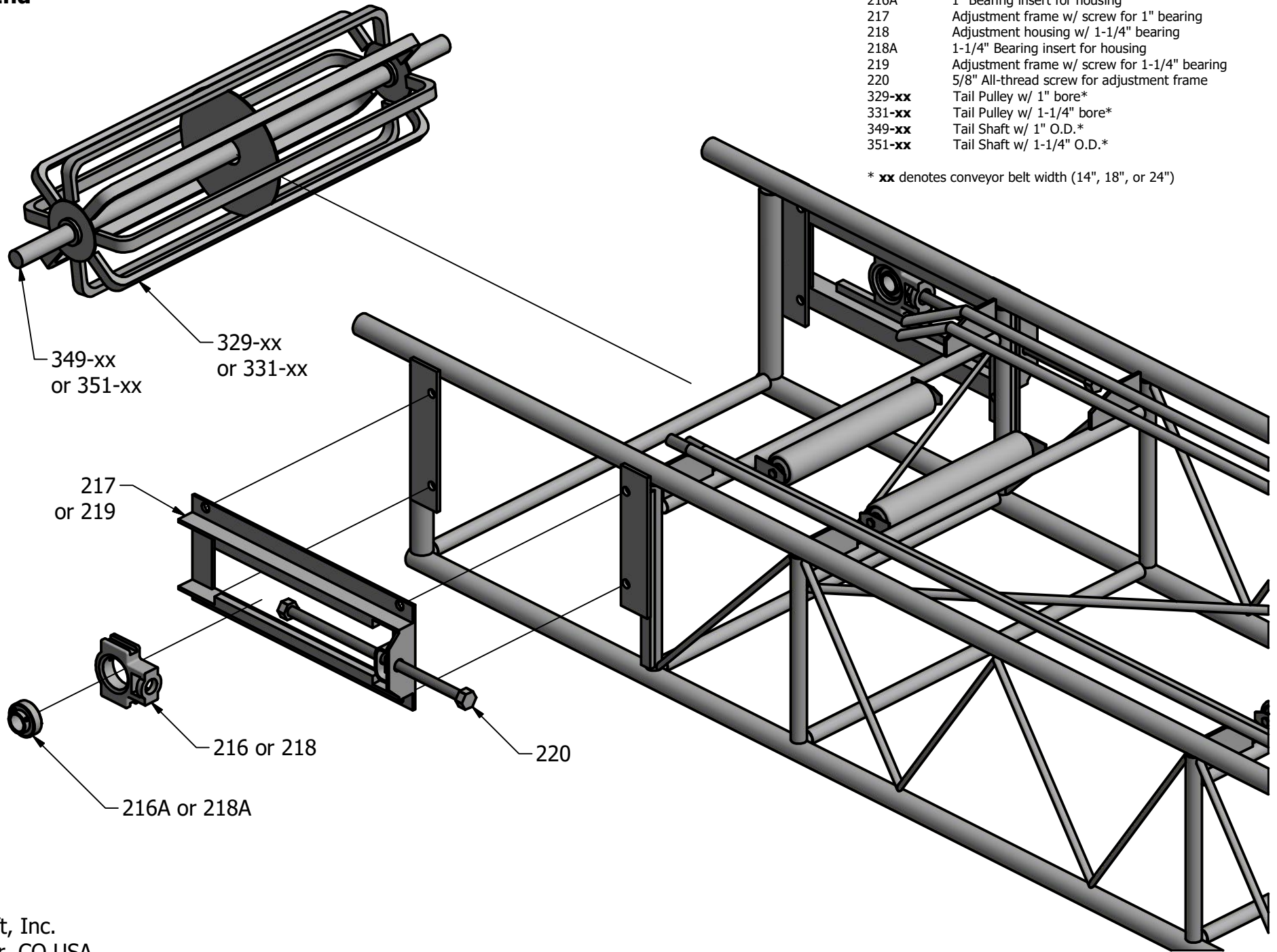
**Model TS-050-TSM
Driven End**



Part#	Description
130	Section of #40 roller chain (77 pitches)
141	11-tooth Sprocket w/ 5/8" bore for #40 roller chain
145	60-tooth Sprocket w/ 1" bore for #40 roller chain
145A	60-tooth Sprocket w/ 1-1/4" bore for #40 roller chain
146	Chain guard
149	1" Bearing w/ 3-hole Triangular Flangettes
149A	1" Bearing w/ Rectangle/Oval Flangettes
149B	1-1/4" Bearing w/ 3-hole Triangular Flangettes
149C	1-1/4" Bearing w/ Rectangle/Oval Flangettes
153	5/8" Bearing w/ 3-hole Round Flangettes
195B	Start/Stop switch
328-xx	Drive Pulley w/ 1" bore*
330-xx	Drive Pulley w/ 1-1/4" bore*
334-xx	5/8" O.D. Secondary Drive Shaft*
348-xx	1" O.D. Drive Shaft*
350-xx	1-1/4" O.D. Drive Shaft*

* **xx** denotes conveyor belt width (14", 18", or 24")

**Model TS-050-TSM
Idle End**



Part#	Description
216	Adjustment housing w/ 1" bearing
216A	1" Bearing insert for housing
217	Adjustment frame w/ screw for 1" bearing
218	Adjustment housing w/ 1-1/4" bearing
218A	1-1/4" Bearing insert for housing
219	Adjustment frame w/ screw for 1-1/4" bearing
220	5/8" All-thread screw for adjustment frame
329-xx	Tail Pulley w/ 1" bore*
331-xx	Tail Pulley w/ 1-1/4" bore*
349-xx	Tail Shaft w/ 1" O.D.*
351-xx	Tail Shaft w/ 1-1/4" O.D.*

* xx denotes conveyor belt width (14", 18", or 24")

E-ZLIFT Top Side Mount Troughing Slider Conveyor TS-050-TSM

Full Parts List Including Belting and Lacing

Part#	Description
130	Section of #40 roller chain (77 pitches)
141	11-tooth Sprocket w/ 5/8" bore for #40 roller chain
145	60-tooth Sprocket w/ 1" bore for #40 roller chain
145A	60-tooth Sprocket w/ 1-1/4" bore for #40 roller chain
146	Chain guard
149	1" Bearing w/ 3-hole Triangular Flangettes
149A	1" Bearing w/ Rectangle/Oval Flangettes
149B	1-1/4" Bearing w/ 3-hole Triangular Flangettes
149C	1-1/4" Bearing w/ Rectangle/Oval Flangettes
153	5/8" Bearing w/ 3-hole Round Flangettes
195B	Start/Stop switch
328-xx	Drive Pulley w/ 1" bore*
330-xx	Drive Pulley w/ 1-1/4" bore*
334-xx	5/8" O.D. Secondary Drive Shaft*
348-xx	1" O.D. Drive Shaft*
350-xx	1-1/4" O.D. Drive Shaft*

* **xx** denotes conveyor belt width (14", 18", or 24")

Part#	Description
153A	5/8" Bearing w/ 2-hole Oval Flangettes
156	Motor tension spring
156SC	Spring Clip
159	Motor Mount
168	2-1/2" O.D. x 1/2" bore B pulley (for electric motor)
170	2-1/2" O.D. x 5/8" bore B pulley (for gas engine)
179	11" O.D. x 5/8" bore v-belt Pulley
181	5L1000/B67 V-Belt
187	5-1/2 hp Honda gas engine
190A	V-Belt guard
193RB	1 hp 115V 56C TEFC rigid base motor
193TR	Thermal Reset Button for Baldor 1 hp 3510M motor
194RB	1-1/2 hp 115V 56C TEFC rigid base motor
194TR	Thermal Reset Button for Baldor 1-1/2 hp 3514M motor
197A	5" long steel idler top roller
198A	11" long steel idler top roller
399-xx	Return Wheels w/ 5/8" shaft*
399MB	Mounting bracket for return wheels
399MBSlot	Return wheel/roller weld-on bracket
Rubber cover	Rubber Cover for Thermal Reset

* **xx** denotes conveyor belt width (14", 18", or 24")

Complete Belt Assemblies

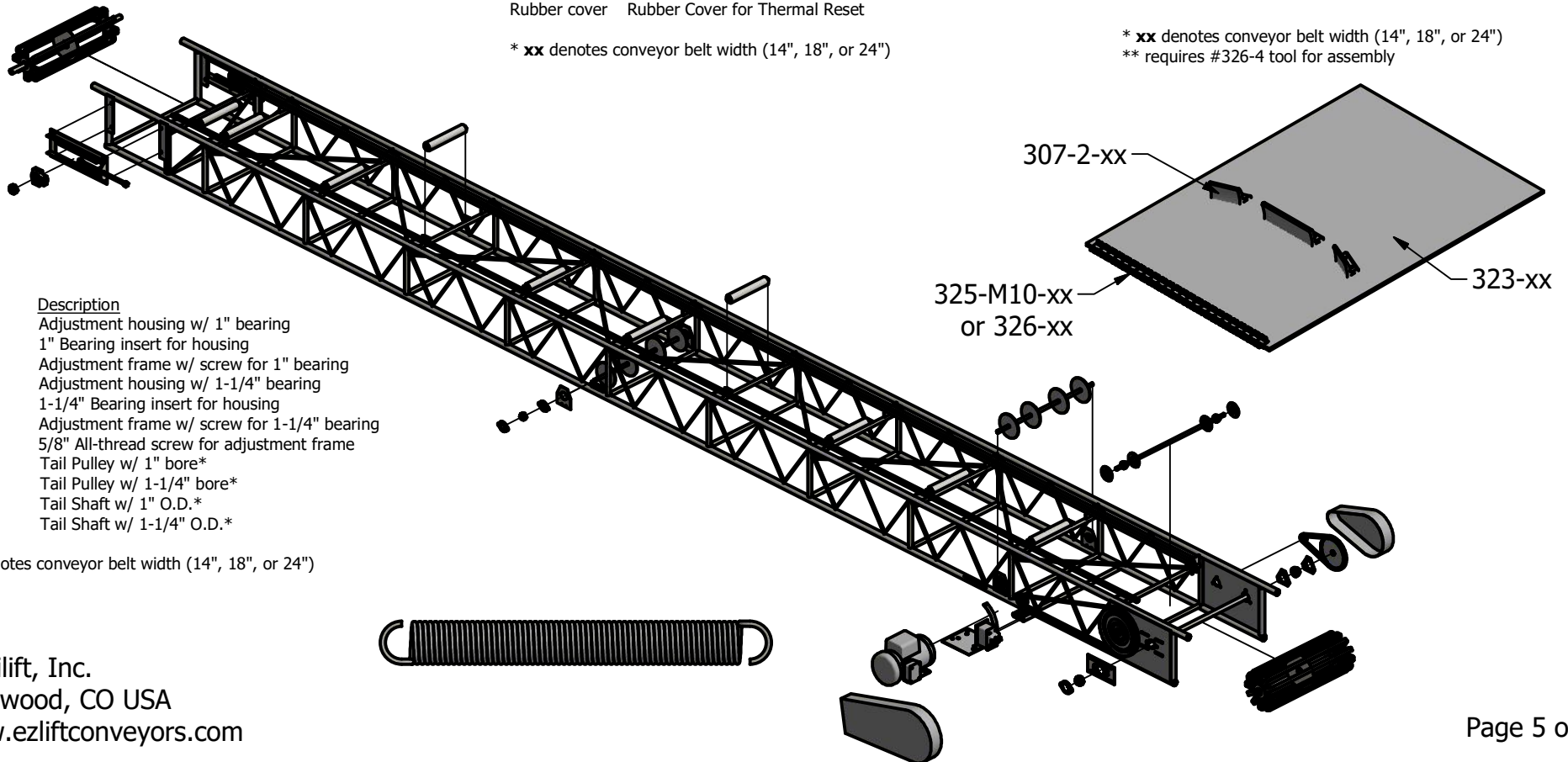
Part#	Description
323-x-y	Belt for model x conveyor with y cleat option*
Example:	
323-73-18-2	Belt for model 73-18 conveyor with 2 cleat option (2" high cleats on 48" centers)

* **x** = conveyor model number
y = **2**, 2" high cleats on 48" centers
= **mcb**, 3/16" high continuous mini cleat
= **s**, smooth belt (no cleats)

Belt Parts

Part#	Description
307-2-xx	Set of (3) 2" bolt on Cleats for -xx wide belt*
323-xx	-xx wide 2 ply 1/8" x FS belting / ft.*
325-M10-xx	Set -xx long Screw Lacing w/ 10mm screws*
326-xx	Set of #RS187 x -xx long Staple Lacing*, **

* **xx** denotes conveyor belt width (14", 18", or 24")
** requires #326-4 tool for assembly



Part#	Description
216	Adjustment housing w/ 1" bearing
216A	1" Bearing insert for housing
217	Adjustment frame w/ screw for 1" bearing
218	Adjustment housing w/ 1-1/4" bearing
218A	1-1/4" Bearing insert for housing
219	Adjustment frame w/ screw for 1-1/4" bearing
220	5/8" All-thread screw for adjustment frame
329-xx	Tail Pulley w/ 1" bore*
331-xx	Tail Pulley w/ 1-1/4" bore*
349-xx	Tail Shaft w/ 1" O.D.*
351-xx	Tail Shaft w/ 1-1/4" O.D.*

* **xx** denotes conveyor belt width (14", 18", or 24")